



*Zagdu Singh Charitable Trust's (Regd.)*

**THAKUR SHYAMNARAYAN DEGREE COLLEGE**

Professional Degree Courses

Approved by Govt. of Maharashtra, Affiliated to University of Mumbai  
(Institute Code No.1019)

(ISO 9001:2015 Certified Institute)

Thakur Complex, Kandivali (East), Mumbai - 400 101.

Tel.: 2854 2917 / 2854 3540 / 2854 7707 • Mob : 91521 00546 • Fax : 2854 1993

E-mail : [tsdc@thakureducation.org](mailto:tsdc@thakureducation.org) Website : [www.tsdcmbai.in](http://www.tsdcmbai.in)



*Welcomes*  
*Hon'ble NAAC Peer Team*

INTRODUCTORY NOTE

VISION AND MISSION

PROFILE OF TSDC

7 CRITERION OF NAAC

SWOC

CONCLUSION

# THAKUR EDUCATION TRUST



- ❑ **8 Campuses, 21 Institutes**
- ❑ **Over 50000 Students**
- ❑ **Over 4000 employees**

# Thakur Education Trust governs the following Educational Institutes

## Schools 6



Thakur Shyamnarayan High School →



Thakur Public School →



Thakur Vidya Mandir High School & Junior College →



Thakur International School →



Thakur Vidya Mandir Global School →



Thakur School of Global Education →

## Colleges 4



Thakur College of Science & Commerce →



Thakur Ramnarayan College of Arts and Commerce →



Thakur Ramnarayan College of Law →



Thakur Shyamnarayan Degree College →

## Professional Colleges 11



Thakur College of Engineering & Technology →



Thakur Polytechnic →



Thakur Institute of Management Studies & Research →



Thakur Institute of Career Advancement →



Thakur Institute of Management Studies, Career Development & Research →



Thakur Institute of Aviation Technology →



Thakur Shyamnarayan College of Education & Research →



Thakur School of Architecture and Planning →



Thakur Global Business School →



Thakur Institute of Hotel Management →



Thakur Toonskool Advanced Animation Academy →



# THAKUR SHYAMNARAYAN DEGREE COLLEGE





*Lagdu Singh Charitable Trust's (Regd.)*

## **THAKUR SHYAMNARAYAN DEGREE COLLEGE**

Professional Degree Courses

Approved by Govt. of Maharashtra, Affiliated to University of Mumbai  
(Institute Code No.1019)



- **Situated at- Kandivali (E) of Mumbai -400101.**
- **Population - Over 6 Lakhs**
  - **Cosmopolitan**
  - **Higher Class and Higher Middle Class**



*Lagdu Singh Charitable Trust's (Regd.)*

## THAKUR SHYAMNARAYAN DEGREE COLLEGE

Professional Degree Courses

Approved by Govt. of Maharashtra, Affiliated to University of Mumbai  
(Institute Code No.1019)



- **Started in 2017-18**
- **Started with B.Sc. Microbiology ID Department with 20 students**
- **One Department - 20 Students**



*Lagdu Singh Charitable Trust's (Regd.)*

**THAKUR SHYAMNARAYAN DEGREE COLLEGE**

Professional Degree Courses

Approved by Govt. of Maharashtra, Affiliated to University of Mumbai  
(Institute Code No.1019)



- ❖ **In 2021-22- 942 students with 10 departments  
and  
over 1000 students**
- ❖ **Consistent hattrick of 100% result**
- ❖ **Quantitative Excellence**
- ❖ **Qualitative Excellence**



*Lagdu Singh Charitable Trust's (Regd.)*

# THAKUR SHYAMNARAYAN DEGREE COLLEGE

Professional Degree Courses

Approved by Govt. of Maharashtra, Affiliated to University of Mumbai  
(Institute Code No.1019)



Sr. No.	Academic Year	Departments
1	2017-18	B.Sc. Microbiology ID
2	2018-19	BMM
3	2019-20	BMS, B.Sc. (Information Technology), B.Sc. (Hospitality Studies) BA (Culinary Arts), B.Sc. (Computer Science),
5	2021-22	B.Com (Accounting & Finance), B.Sc. Aeronautic (Mechanical), B.Sc. Aeronautic (Avionics)



*Lagdu Singh Charitable Trust's (Regd.)*

**THAKUR SHYAMNARAYAN DEGREE COLLEGE**

Professional Degree Courses

Approved by Govt. of Maharashtra, Affiliated to University of Mumbai  
(Institute Code No.1019)



**2021-22**

**Assessment & Accreditation by NAAC**

**IIQA Submitted on 1<sup>st</sup> June, 2022**

**NAAC Peer Team visit - Today on 12<sup>th</sup> January 2023.**



*Lagdu Singh Charitable Trust's (Regd.)*

# THAKUR SHYAMNARAYAN DEGREE COLLEGE

Professional Degree Courses

Approved by Govt. of Maharashtra, Affiliated to University of Mumbai  
(Institute Code No.1019)



- ★ **Vision** - To Build the Minds for tomorrow's leaders
- ★ **Mission** - Pursuit of Education with high level of  
excellence of education

# PROFILE OF TSDC



# PROFILE OF TSDC

Name and Address of the College	
Name	ZSCT'S THAKUR SHYAMNARAYAN DEGREE COLLEGE
Address	Thakur Shyamnarayan Degree College, 90ft road, Thakur Complex, Kandivali (E), 400101
City	Mumbai
State	Maharashtra
Pin	400101
Website	<a href="http://www.tsdc.in">www.tsdc.in</a>

# Contacts for Communication

Designation	Name	Telephone with STD Code	Mobile	Fax	Email
Principal	<b>Dr. Sharad Phulari</b>	022-28542917	9420029123	022-28541993	sharadphulari@tsdcmumbai.in
IQAC / CIQA coordinator	Bharti Wadekar	022-28543540	9421303579	022-28541993	bhartiwadekar@tsdcmumbai.in

# Status of Institute & Type of Institute

## Status of the Institution

Institution Status

Private and Self Financing

## Type of Institution

By Gender

Co-education

By Shift

Regular

# Recognised Minority Institute

If it is a recognized minority institution	Yes
If Yes, Specify minority status	
Religious	
Linguistic	Hindi

# Establishment details

State	University name
Maharashtra	University of Mumbai

# Location & Area

Campus Type	Address	Location*	Campus Area in Acres	Built up Area in sq.mts.
Main campus area	Thakur Shyamnarayan Degree College, 90ft road, Thakur Complex, Kandivali (E), 400101	Urban	1.31	15751.01

<b>Sr. No.</b>	<b>List of Functional Departments</b>
<b>1</b>	B.Sc. Microbiology ID
<b>2</b>	BMM
<b>3</b>	BMS
<b>4</b>	BA (Culinary Arts)
<b>5</b>	B.Sc. (Computer Science)
<b>6</b>	B.Sc. (Information Technology)
<b>7</b>	B.Sc. (Hospitality Studies)
<b>8</b>	B.Com (Accounting & Finance)
<b>9</b>	B.Sc. Aeronautic (Mechanical)
<b>10</b>	B.Sc. Aeronautic (Avionics)

<b>Sr. No.</b>	<b>List of Dormant Departments</b>
<b>1</b>	BA (Film Television And New Media Production)
<b>2</b>	B.Sc. (Psychology)
<b>3</b>	B.Sc. (Actuarial Science)
<b>4</b>	B.Sc. (Data Science)
<b>5</b>	B.Com (Banking And Insurance)



## Position details of faculty & status

Teaching faculty	1+44
Non- Teaching faculty	12
Technical faculty	04



## **Institutional preparedness for NEP**

1. National Webinar on National Education Policy - 2020
2. Academic bank of credits (ABC)
3. Skill development
4. Appropriate integration of Indian Knowledge system (teaching in Indian Language, culture, using online course)
5. Focus on Outcome based education (OBE)
6. Distance education/online education

# Criteria 1

## Teaching Learning Process

## ❖ 1.1.1 Curricular Planning and Implementation

**EFFORTS FOR CURRICULUM PLANNING  
AND DELIVERY:**

**20 STEPS TAKEN**



20 Steps have  
taken, out of  
that 6 are here

❖ 1.1.1 Curricular Planning and Implementation

Sr. No.	Efforts for Effective Curriculum Delivery	Relevant Exhibits
1	Academic calender of Institute	Academic calendar
2	Time table of each department	Time table
3	Semester wise teaching plan of each department	Teaching plan
4	Online & Offline lectures and practicals	Attendance sheet
5	Monthly report of each teacher about Curriculum Delivery	Daily Schedule
6	Daily attendance of students by each teacher	Attendance Sheet

20 Steps have  
taken, out of  
that next 8 are  
here

### ❖ 1.1.1 Curricular Planning and Implementation

7	Display of Defaulter students list to students and parents	Defaulter sheet
8	Follow-up of defaulter students in PT Meeting	97 PTM
9	Regular Class test for review of effectiveness of Curriculum Delivery	813 Class Test/ Assignments
10	Seminar of students on Academic Syllabus	126 Seminars
11	ICT Classroom facilities for Effective Curriculum Delivery	21 Classrooms
12	Library as a knowledge resource for Effective Curriculum Delivery	20 PC, 28000 (Collection of documents)
13	Well-equipped Laboratory for Effective Curriculum Delivery	23 Laboratories
14	Timely Feedback of stakeholders	Feedback reports

20 Steps have  
taken, out of  
that next 6 are  
here

### ❖ 1.1.1 Curricular Planning and Implementation

15	Regular exams & evaluation to require effectiveness of Curriculum Delivery	Exam Results
16	<b>Vaccination Drive</b> - Follow up for offline presence of students for for Effective Curriculum Delivery	4 Vaccination drives
17	Project work based on academics for effective Curriculum Delivery	556 Project done by each Department
18	Research/Review Papers based on academics for effective Curriculum Delivery	640 Research Papers
19	National and International Conferences for effective Curriculum Delivery	5 National and 7 International E-Conferences
20	Efforts for slow learners and Advanced learners	425 Remedial Lectures 126 Sessions for Advanced learners

❖ 1.2.1. Number of Add on /Certificate/Value added programs offered during the last five years



❖ **Diploma Courses and Certificate Courses**

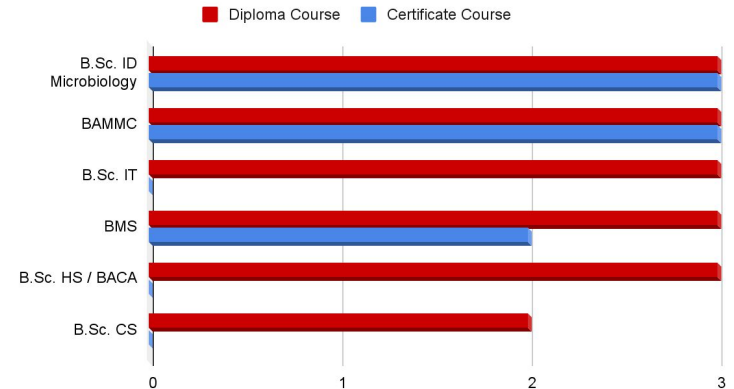
College has carried out 17 Diploma and 08 certificate courses as add on and value added courses. 1072 students attended Diploma Courses while 1057 students attended certificate courses.

Diploma Course	17
Certificate Course	08
<b>Total</b>	<b>25</b>

List of Diploma and Certificate Course

Sr. No.	Name of Department	Diploma Course	Certificate Course
1	B.Sc. Microbiology ID	03	03
2	BAMMC	03	03
3	B.Sc. IT	03	00
4	BMS	03	02
5	B.Sc HS / BA CA	03	00
6	B.Sc. Computer Science	02	00
	<b>Total</b>	<b>17</b>	<b>08</b>
		<b>25</b>	

Diploma Course and Certificate Course



❖ **1.2.2. Percentage of students enrolled in Certificate/  
Add-on/Value added programs as against the total number  
of students during the last five years**

Total number of students enrolled in such a Programme during last five years	1049
Total number of students during the last five years	1628
<b>Percentage of students enrolled in Value added programs</b>	<b>64.43 %</b>



## ❖ 1.3. Curriculum Enrichment

### ❖ 1.3.1. Institution integrates cross cutting issues

Total number of courses that integrates cross cutting issues relevant: **66**

- **Gender Awareness Programs - 16**

- **Environment and Sustainability Programs -15**

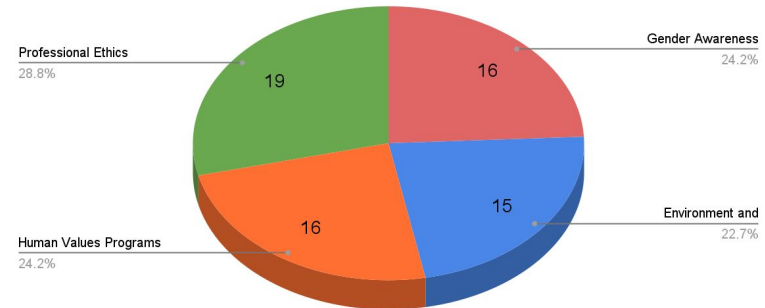
- **Human Values Programs – 16**

- **Professional Ethics Programs – 19**

- In all 66 cross cutting events, awareness issues were carried out. Gender awareness programmes include District level webinar; Women Entrepreneurship, self-defense workshop, domestic violence awareness, women dignity and International Women day Celebration.



Programs on Cross Cutting Issues



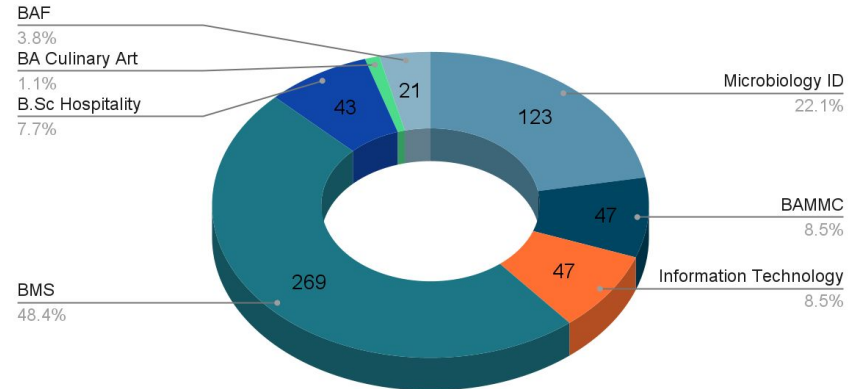
## ❖ 1.3.2. Percentage of students undertaking project work/field work/ internships

Number of students undertaking project work/field work / internships: **556**

Number of Project Done By Each Department

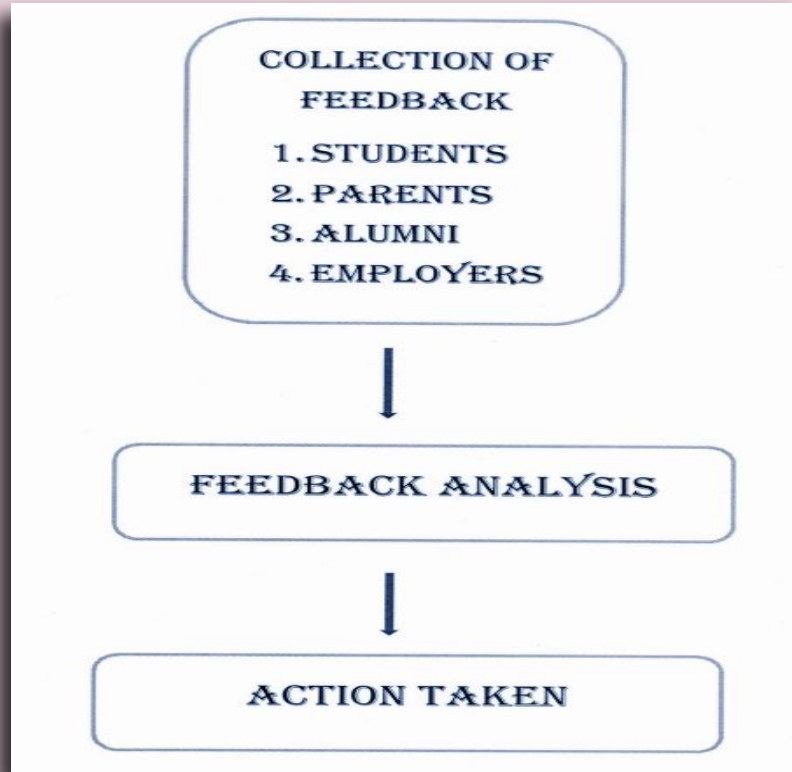
Sr. No.	Department Name	Total
1	Microbiology ID	123
2	BAAMC	47
3	Information Technology	47
4	BMS	269
5	B.Sc. hospitality Studies	43
6	BA Culinary Art	06
7	BAF	21
	<b>Total</b>	<b>556</b>

No. of Students Undertaking Project



## ❖ 1.4.1 Feedback System

### ❖ Feedback



Institution obtained feedback from alumni, students, Employee and Employer. The feedback was analyzed and discussed in College Development Committee, in IQAC. Then prepared action plan and execution accordingly.

# **Criteria 2**


## **Teaching – Learning and Evaluation**



## Criteria 2- Teaching- Learning and Evaluation

### ❖ 2.1 Student Enrolment and Profile

#### 2.1.1. Enrolment percentage



Total Number of students Admitted during last five years	957
Total number of Sanctioned Seats during last five years	1554
<b>Percentage</b>	<b>61.58</b>

Student enrolment is 33% in the year 2017-18. It was the first year of college with one programme. It goes on increasing up to 62% in the year 2021-22. It is the fifth year of college with 10 functional programmes.

## Details of students enrolled in college during the Latest academic year

Programme		From the State Where College is Located	From Other States of India	NRI Students	Foreign Students	Total
UG	Male	575	54	0	0	629
	Female	285	28	0	0	313
	Others	0	0	0	0	0

## Criteria 2- Teaching- Learning and Evaluation

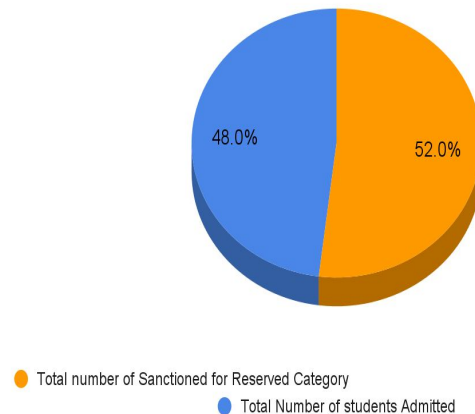
### 2.1 Student Enrolment and Profile

#### 2.1.2. Percentage of seats filled against seats reserved for various categories



Total Number of students Admitted from Reserved Category during last five years	957
Total number of Sanctioned for Reserved Category during last five years	1035
Percentage	<b>48.64</b>

Percentage of seats filled against seats reserved



## Details of Students admitted to the College During the Academic Year 2021-22

Category		2021-22
SC	Male	14
	Female	15
	Others	0
ST	Male	1
	Female	0
	Others	0
OBC	Male	40
	Female	22
	Others	0
General	Male	306
	Female	146
	Others	0
Others	Male	268
	Female	130
	Others	0
Total		942



## Criteria 2- Teaching- Learning and Evaluation

### ❖ 2.2. Student Teacher Ratio

#### 2.2.1. Student – Full time Teacher Ratio

Student to the full time teacher ratio is 21:1. As per UGC's regulations (dated 18th May 2010) it should be 25:1.

Total No. of Students enrolled in the Institution	942
Total No. of Full Time Teachers in The Institution	44
<b>Ratio</b>	<b>21.40</b>



## Criteria 2- Teaching- Learning and Evaluation

### ❖ 2.3. Teaching- Learning Process


**2.3.1. Student centric methods, such as experiential learning, participative learning and problem solving methodologies are used for enhancing learning experiences using ICT tools**

**Experiential Learning:** 7 National and 5 International Conferences

**Perspective Learning:** Participation in Training Programme

Participation in Projects

**Problem solving methodologies:** Interactive approach through the Classroom,  
Organized Programme

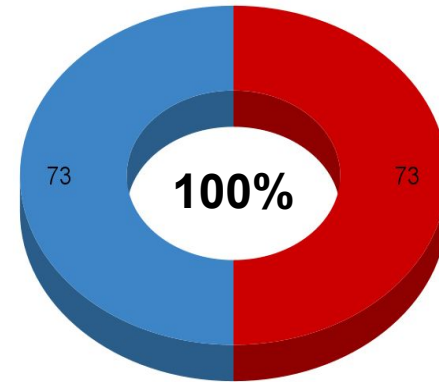


## ❖ 2.4 Teacher Profile and Quality

### 2.4.1. Percentage of full-time teachers against sanctioned posts during the last five years

Total number of Full Time Teachers During last Five years	73
Total Number of Sanctioned Post / Required position for full time teachers	73
<b>Percentage</b>	<b>100</b>

Percentage of full-time teachers against sanctioned posts



● Total number of Full Time Teachers    ● Total Number of Sanctioned Post / Required position

**2.4.2. Percentage of full time teachers with NET/SET/SLET/ Ph. D. / D.M. / M.Ch. / D.N.B Superspeciality / D.Sc. / D.Litt. during the last five years  
(consider only highest degree for count)**

Total number of Full Time Teachers with such qualification during last Five years	05
Total Number of full time teachers during last five years	73
<b>Percentage</b>	<b>6.8</b>

## Criteria 2- Teaching- Learning and Evaluation

### ❖ 2.5. Evaluation Process and Reforms

2.5.1. Mechanism of internal/ external assessment is transparent and the grievance redressal system is time- bound and efficient

Thakur Shyam Narayan Degree College  
Thakur Shyam Narayan Degree College  
Approved by Govt. of Uttar Pradesh, Affiliated to University of Meerut  
Established in the year 1984

Ref. No.: TSDC/ExamRes/811/2021-22      Date: -15<sup>th</sup> June, 2022

**NOTICE-RESULT DECLARATION**

All the Learners of First Year are here by informed that your result (gazette copy) for Sem.-II Examination June 2022 is declared on date 15/06/2022 in your respective class WhatsApp group.

**Notice for Revaluation / Photocopy/ Rechecking**

All the Learners of First Year are here by informed that if you are interested to undergo **revaluation/ rechecking/ Photocopy of answer sheet for theory examination only**, please refer to the following schedule, fees details and requirements of documents for same.

**A). Schedule and fees details**

Sr. No.	Title	Duration	Amount
1	Revaluation	15 <sup>th</sup> June to 21 <sup>st</sup> June 2022	Rs. 500/- each paper
2	Rechecking	15 <sup>th</sup> June to 21 <sup>st</sup> June 2022	Rs. 50/- each paper
3	Photocopy	15 <sup>th</sup> June to 21 <sup>st</sup> June 2022	Rs. 500/- each paper

**B). Details of Required Documents**

- v. Prescribed Form
- vi. Original Marksheet/ gazette copy & Xerox copies of concerned examination
- vii. Original Question Paper & Xerox Copy of concerned subjects
- viii. Concerned Fee Payment Receipt

Dr. Sharad Phulari  
Principal

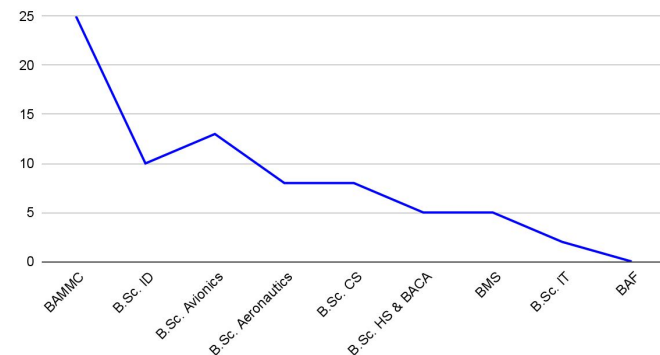


## 2.5.1. Mechanism of internal/ external assessment is transparent and the grievance redressal system is time- bound and efficient

In the year 2021-22, the details of Students applied for revaluation process is as below-

Sr. No	Department	No of Students
1	B.A.M.M.C	25
2	B.Sc ID (Microbiology)	10
3	B.Sc HS & B.A.C.A	05
4	B.Sc IT ( Information Techonology)	02
5	B.Sc CS (Computer Science)	08
6	B.M.S	05
7	B.Com (Accounting & Finance)	00
8	B.Sc Aeronautics (Avionics)	08
9	B.Sc Aeronautics (Mechanical)	13
		<b>Total - 76</b>

No. of students applied for revaluation process



## ❖ 2.6 Student Performance and Learning Outcomes

### 2.6.1. Programme Outcomes (POs) and Course Outcomes (COs) for all Programmes

Programme	Practical Project Outcome	Learning Outcome Class Test	Research Analytical Outcome	Presentation Soft Skill Outcome	Social Outcome	Personality Development Outcome	Physical Ability Outcome	Industrial Outcome	Professionalism Outcome		Evaluation Outcome
									Progression	Higher Studies	
B.sc. ID	123	123	88	88	20	18	5	1	6	18	100%
BAMMC	47	50	90	90	13	18	8	0	4	0	100%
BMS	269	80	264	264	8	17	56	1	27	11	100%
CS	0	50	77	77	11	10	12	0	0	0	100%
IT	47	60	20	20	7	16	23	0	9	15	100%
HS/CA	49	20	89	89	7	15	9	1	0	0	100%



## 2.6.2. Pass percentage of Students during last five years

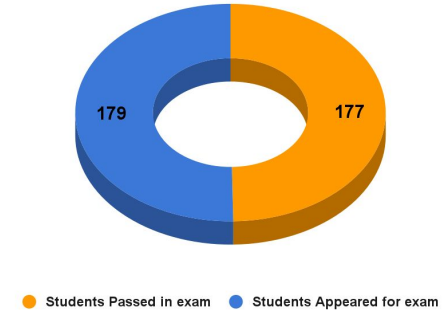
Certification of Examination Report indicating pass percentage of students of final year (TY) of Thakur Shyamnarayan Degree College, Kandivali (East) Mumbai - 400101

Acedemic Year	Department	Class	No. of students appeare for the examination	No. of students Passed of examination	Pass Percentage
2019-20	B.Sc. (ID)	T.Y.B.Sc. (ID)	20	20	100%
2020-21	B.A.M.M.C.	T.Y.B.A.M.M.C.	6	6	100%
2021-22	B.Sc. (ID)	T.Y.B.Sc. ID	39	39	100%
	B.A.M.M.C.	T.Y.B.A.M.M.C.	8	8	100%
	B.M.S.	T.Y.B.M.S.	59	58	98%
	B.Sc. (IT)	T.Y.B.Sc. (IT)	47	46	98%



*Nuh*  
 Director  
 Board of Examinations and Evaluation  
 University of Mumbai

Pass percentage of Students



Total number of students who passed the Final University Exam	177
Total number of Students who appeared for the Final University Exam	179
<b>Percentage</b>	<b>98.8%</b>



## **2.7 Student Satisfaction Survey**

2.7.1. Online student satisfaction survey regarding to teaching learning process.

**2.7.1 Online student satisfaction survey regarding teaching learning process**

**Response: 3.81/4**



# **Criteria 3**

## **Research, Innovation and Extension**



## Criteria 3- Research, Innovations and Extension

### 3.1- Resource Mobilization for Research

3.1.1. Grants received from Government and non-governmental agencies for research projects, endowments, Chairs in the institution during the last five years (INR in Lakhs)

Research Projects	46
Grant Received	4,40,600/-



## 3.2- Innovation Ecosystem



**3.2.1. Institution has created an ecosystem for innovations and has initiatives for creation and transfer of knowledge (patents filed, published, incubation center facilities in the HEI to be considered)**

<b>Research project undertaken</b>	46
<b>Researchers (Teachers) participated</b>	33
<b>Researchers (Students) participated and presented</b>	593
<b>Research conference held</b>	7 National Research Conference and 5 International Research Conference
<b>Research papers published in</b>	International Journal peer team reviewed with more than 6 impact factor and UGC listed
<b>Research conferences nature</b>	National & International level
<b>Number of department participated</b>	08
<b>Patent Published</b>	03

### 3.2.2. Number of workshops/seminars/conferences including on Research Methodology, Intellectual Property Rights (IPR) and entrepreneurship conducted during the last five years

HEI held 16 workshops on research methodology, 01 on intellectual property right and 04 on entrepreneurship. HEI has organized 21 workshops/seminars/conferences on research methodology, intellectual property rights and entrepreneurship.



Sr. No.	Events (Workshop/Seminar/Conference)	No. of Events
1	Research Methodology	16
2	Intellectual Property Rights (IPR)	01
3	Entrepreneurship	04
	<b>Total</b>	<b>21</b>

**3313 students, delegates, participants get benefited.**

### 3.3- Research Publication and Awards

3.3.1. Number of research papers published per teacher in the Journals notified on UGC care list during the last five years

Total Number of Research Papers published in Journal	640
Number of Full Time Teachers During last Five Years	73
<b>Research Paper Published per Teacher</b>	<b>8.76</b>









### 3.3.2. Number of books and chapters in edited volumes/books published and papers published in national/ international conference proceedings per teacher

Total Number of Books published	06
---------------------------------	----



This HEI is having there own ISBN-ISSN No. The 2 Books are published by this ISSN-ISSN No.



## ❖ 3.4 – Extension Activities

3.4.1. Extension activities are carried out in the neighborhood community, sensitizing students to social issues, for their holistic development, and impact

Sr. No.	Extension activities	No. of Programmes
1	National Service Scheme (NSS)	64
2	Women Development Cell (WDC)	24
3	Department of Lifelong Learning and Extension (DLLE)	44
4	Cultural activities	62
5	Sports Activities	6
	<b>Total</b>	<b>200</b>



<p style="text-align: center;"><b>◆ 3.4 – Extension Activities</b></p>
<p style="text-align: center;"><b>3.4.2. Awards and recognitions received for extension activities from government / government recognised bodies</b></p>

**HEI received 104 Awards, out of that 10 are here**

<p style="text-align: center;"><b>◆ 3.4 – Extension Activities</b></p>
<p style="text-align: center;"><b>3.4.2. Awards and recognitions received for extension activities from government / government recognised bodies</b></p>

## Total: 104 Awards

Sr.No.	Awards	Category	NSS	Sports	WDC	Cultural	Research	Social (NGO) Best College	Total
1	College	International	-	-	-	-	-	1	10
		National	-	-	-	-	2	7	
		State	-	-	-	-	-	-	
		District	-	-	-	-	-	-	
		University	-	-	-	-	-	-	
		Intercollegiate	-	-	-	-	-	-	

**HEI received 104  
Awards, out of  
that 19 are here**

### 3.4.2. Awards and recognitions received for extension activities from government / government recognised bodies

Sr.No.	Awards	Category	NSS	Sports	WDC	Cultural	Research	Social (NGO) Best College	Total
2	Teachers	International	-	-	-	-	10	-	19
		National	-	-	-	-	9	-	
		State	-	-	-	-	-	-	
		District	-	-	-	-	-	-	
		University	-	-	-	-	-	-	
		Intercollegiate	-	-	-	-	-	-	

**HEI received 104 Awards, out of that 75 are here**

### 3.4.2. Awards and recognitions received for extension activities from government / government recognised bodies

Sr.No.	Awards	Category	NSS	Sports	WDC	Cultural	Research	Social (NGO) Best College	Total
3	Students	International	-	-	-	-	25	-	75
		National	1	-	6	2	21	-	
		State	-	6	3	3	-	-	
		District	-	-	3	-	-	-	
		University	5	-	-	-	-	-	
		Intercollegiate	-	-	-	-	-	-	

## ❖ 3.4 – Extension Activities

### 3.4.3 Number of extension and outreach programs

HEI carried out 16 extension and outreach programmes conducted in collaborations with Industry, Community and NGOs, out of that 11 are here.

Sr. No.	Name of the activity	Organising unit/ agency/ collaborating agency	Name of the scheme	Year of the activity	
1	National Webinar – Vaccination on Covid 19	TSDC and Thakur Polytechnique College, Mumbai	NSS	23rd June 2021	149
2	Azadi ka Amrit Mohotsav: Awareness Campaign on HIV, TB and Blood Donation	TSDC , Mumbai and Appolo Hospital, Mumbai	NSS	12th Aug. 2021	150
3	COVID Vaccination Drive (in TSDC)	TSDC and Thakur Polytechnique College, Mumbai	NSS	20th Aug. 2021	169
4	State Level Webinar on Ethics and Professional Conduct	TSDC, Mumbai and Thakur Institute of Aviation, Mumbai	NSS	20th Aug. 2021	22
5	University level workshop on Gender awareness	Department of German, University of Mumbai, Mumbai	NSS	8th Sep. 2021	67
6	Mission Green Mumbai (Tree Plantation)	TSDC, Mumbai and Elite Associates, Mumbai	NSS	23rd Oct. 2021	15
7	COVID Vaccination Drive (In TSDC)	TSDC and Thakur Polytechnique College, Mumbai	NSS	27th Oct. 2021	113
8	COVID Vaccination Drive (in TSDC with Dlle)	TSDC and Thakur Polytechnique College, Mumbai	NSS	18th Nov. 2021	121
9	COVID Vaccination Drive	TSDC and Thakur Polytechnique College, Mumbai	NSS	14th Dec. 2021	156
10	Blood Donation Drive	TSDC , Mumbai and Appolo Hospital, Mumbai	NSS	20th Dec. 2021	29
11	73rd Republic Day Celebration:	TSDC and Thakur Polytechnique College, Mumbai	NSS	26th Jan 2022	50



### 3.4.3 Number of extension and outreach programs

HEI carried out 16 extension and outreach programmes conducted in collaborations with Industry, Community and NGOs, out of that 05 are here.



12	Book Donation by Alumni	TSDC , Mumbai and Appolo Hospital, Mumbai	NSS	24th March 2022	27
13	Student Exchange Program, Career Guidance session on Aviation by Mrs. Delnaz Dalal Asst. Manager, Training Thakur Institute of Aviation Technology	TSDC and Thakur Institute of Aviation, Mumbai	NSS AND DLLE	2022	39
14	Students enrolled for the Course in Digital Marketing & Preparation on Competitive Exam	TSDC and Share Skills Training & Learning Solutions, Mumbai	NSS AND DLLE	2022	67
15	711.5 KG E-waste donated	TSDC and E-Incarnation recycling Pvt.Ltd., Mumbai.	NSS AND DLLE	2022	
16	Students Enrolled for Soft Skill Training Course	TSDC and Rely Service,Mumbai	NSS AND DLLE	2022	2

## ❖ 3.5 – Collaboration

3.5.1. The number of MoUs, collaborations/linkages for Faculty exchange, Student exchange, Internship, Field trip, On-the-Job training, research and other academic activities during the last five years

The number of MoUs, Collaborations/  
Linkages for different purpose : 12

Sr. NO.	Name of MoU	Number
1	Mutual Cooperation for Research Development and Students Progress	4
2	Academic linkages and Faculty Exchanges	3
3	Industrial Exposure Training and Awareness Training	5
	<b>Total</b>	<b>12</b>



# **Criteria 4**

## **Infrastructure and Learning Resources**



## Criterion 4 - Infrastructure and Learning Resources

### ❖ 4.1 Physical Facilities

4.1.1. Availability of adequate infrastructure and physical facilities viz., classrooms, laboratories, ICT facilities, cultural activities, gymnasium, yoga centre etc. in the institution

Sr. No.	Infrastructure and physical facilities	No. of Facilities
1	Spacious AC and ICT Classrooms	21
2	Laboratories	23
3	Facilities Rooms	26
	Medical/First Aid Room	
	Cafeteria	
	Stationary Shop	
	Adequate Facilities for Cultural Activities	
	Book Shop	
	Sports facilities (Indoor/Outdoor)	
	Staff Parking Area	
	NAAC Room	
	Administrative Office	
	Board Room	
	Auditorium	
	Meeting/Conference room	
	Surveillance Room	
	Girls Common Room	
	Library	
	Examination Room	
	NSS room	
	DLE	
	Open Auditorium	
	Yoga Centre	
	Gymnasium	
4	Central Library	28000 (Books, Syllabus, Question Papers, Journals, Newspapers etc.)
5	PCs	246





## ❖ 4.1 Physical Facilities

### 4.1.2. Percentage of expenditure, excluding salary for infrastructure augmentation during last five years (INR in Lakhs)

Sr. No.	Year	Total Expenditure (INR in Lakhs)	Expenditure of Salary (INR in Lakhs)	Expenditure of excluded salary (INR in Lakhs)	Depreciation (INR in Lakhs)
1	2017-18	5.42	1.21	4.21	0.36
2	2018-19	8.63	2.29	6.33	0.71
3	2019-20	63.79	11.96	51.83	4.54
4	2020-21	246	47.37	199	48.92
5	2021-22	548	109	439	71.06



## ❖ 4.2 Library as a learning Resource

4.2.1. Library is automated using Integrated Library Management System (ILMS), subscription to e-resources, amount spent on purchase of books, journals and per day usage of library

Sr. No.	Library Source	
	Collection of Documents	Total
1	No. of Titles	7881
2	No. of Volumes	28120
3	CD's	1298
4	Journal	47
5	Magazine	36
6	Newspaper	08



4.2.1. Library is automated using Integrated Library Management System (ILMS), subscription to e-resources, amount spent on purchase of books, journals and per day usage of library


Sr. No.	Library Sources	
1	Seating Capacity	300 Users
2	KOHA Software	100% L.M.S. Automation
3	Services Provided	Accession Circulation Cataloguing Tracking Record and Maintenance Barcoding
4	E-Source	20 PCs
5	Subscribe to Membership	2 NLIST NDL
6	Annual expenditure of Book & Journal	7.15 Lakhs
7	Per day use of Library	15/day



## ❖ 4.3 IT Infrastructure

### 4.3.1. Institution frequently updates its IT facilities and provides sufficient bandwidth for internet connection

Sr. No.	IT facilities	
1	Network Equipment	Routers, data packets to their intended IP addresses
2	Telecommunication Services	telegraph, telephone, Video telephone, closed computer networks and access to internet
3	Computing	Application Server, Database server
4	Power	power supply by 'BEST', solar panels
5	Computing Platforms	Cloud platform data analytics and machine learning
6	IT services	For data backup
7	Information Security	Virus detection, antiviral CDs
8	Vigilance Facilities	CCTV surveillance system
9	ICT enabled classrooms	21
10	ICT enabled Laboratories	23
11	WI-FI	WIFI campus, multiple devices in a 8 stories building of the Institute
12	ICT facilities are maintained by	Technical staff of college
13	Internet Services	JIO with 36 mbps



### 4.3.2. Student – Computer ratio (Data for the latest completed academic year)

No. of Students	942
No. of Computers	212
<b>Student : Computer ratio</b>	<b>1:025 i.e. 1 PC Per 4 Students</b>

## 4.4 Maintenance of Campus Infrastructure

4.4.1. Percentage of expenditure incurred on maintenance of infrastructure (physical and academic support facilities) excluding salary component during the last five years (INR in Lakhs)

Total expenditure incurred on maintenance of infrastructure excluding salary during the last five years (in Lakhs)	250.57 Lakhs
Total expenditure excluding salary during the last five years (in Lakhs)	701.34 Lakhs
<b>Percentage of expenditure incurred on maintenance of infrastructure</b>	<b>35.77%</b>



# **Criterion-5**

## **Student Support and Progression**



## Criterion 5- Student Support and Progression

### ❖ 5.1 Student Support

5.1.1 Percentage of students benefited by scholarships and freeships provided by the Government and Non-Government agencies during last five years

Total number of students benefited by scholarships and freeships provided by Government and Non – Government agencies	12
Total number of students during the last five years	1628
<b>Percentage of students benefited</b>	<b>0.74%</b>





### 5.1.2. Capacity building and skills enhancement initiatives taken by the institution include the following

Sr. No.	Capacity building and skills enhancement Programmes	No. of Programme
1	Soft skills	22
2	Language and communication skills	03
3	Life skills (Yoga, physical fitness, health and hygiene)	34
4	ICT/computing skill	14
	<b>Total</b>	<b>73</b>



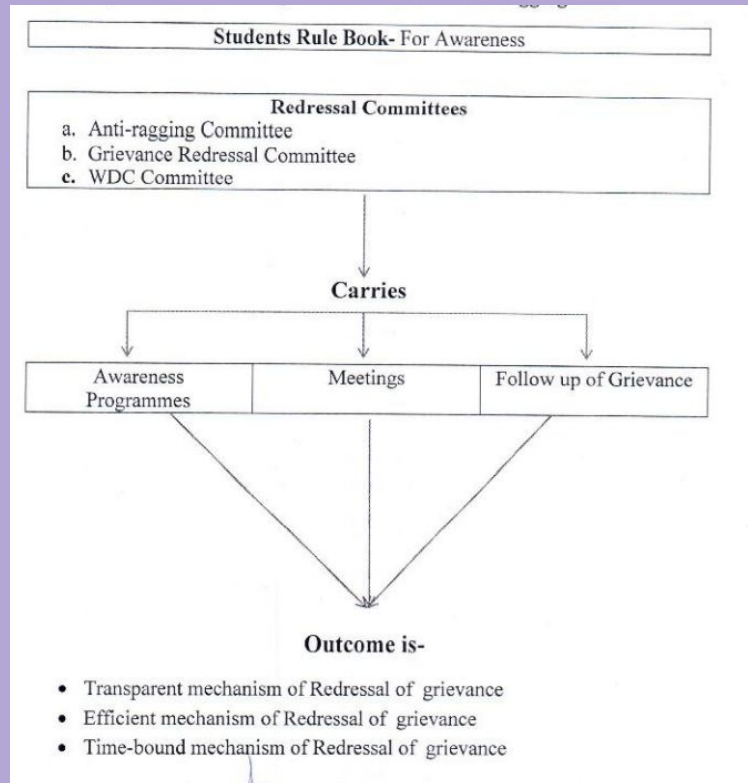


### 5.1.3. Percentage of students benefited by guidance for competitive examinations and career counseling offered by the Institution during the last five years

Total number of students benefited by guidance for competitive examinations and career counseling during the last five year	1291
Total number of students during the last five years	1628
<b>Percentage of students benefited</b>	<b>79.2</b>



### 5.1.4. The Institution has a transparent mechanism for timely redressal of student grievances including sexual harassment and ragging cases



## ❖ 5.2 Student Progression

### 5.2.1. Percentage of placement of outgoing students and students progressing to higher education during the last five years

Total number of outgoing students placed and / or progressed to higher education during the last five years	84
Total number of outgoing/final year students during the last five years	177
<b>Percentage of placement of outgoing students and students progressing to higher education</b>	<b>47.45</b>



**5.2.2. Percentage of students qualifying in state/national/ international level examinations during the last five years (eg: JAM/CLAT/GATE/ GMAT/ CAT/ GRE/ TOEFL/ Civil Services/State government examinations)**

**NIL**

## ❖ 5.3 Student Participation and Activities

5.3.1. Number of awards/medals for outstanding performance in sports/ cultural activities at University / State/ National / International level

Sr. No.	Awards/medals in sports/ cultural activities	Number of awards/medals
1	Sports Activity	06
2	Cultural Activity	06
	<b>Total</b>	<b>12</b>



**5.3.2. Average number of sports and cultural programs in which students of the Institution participated during last five years (organised by the institution/other institutions)**

Total number of sports and cultural events/ competitions in which students of the Institution participated during the last five years	106
Number of years in the assessment period	05
<b>Average number of sports and cultural programs</b>	<b>82.8</b>

## ❖ 5.4 Alumni Engagement

5.4.1. There is a registered Alumni Association that contributes significantly to the development of the institution through financial and/or other support services

- **Alumni Committee:** Alumni are in touch with Teachers and Students
- **Financial Support:** Donated 20 books (3 copies of each book) to college of worth Rs.87,200/-
- **Other Support:**  
Organized 35 events along with Library Committee for current students





# **Criteria-6**

## **Governance, Leadership and Management**



## ❖ 6.1 Institutional Vision and Leadership

6.1.1. The Governance and Leadership is in accordance with Vision and Mission of the institution and it is visible in various institutional practices such as decentralization and participation in the institutional governance


Facilitating learner centric multidisciplinary Programmes (Departments)
Demand driven educational Programmes
Effective ICT
Uptomark infrastructure
Promotion of research culture
100% result of students
Student progression



**Shows**

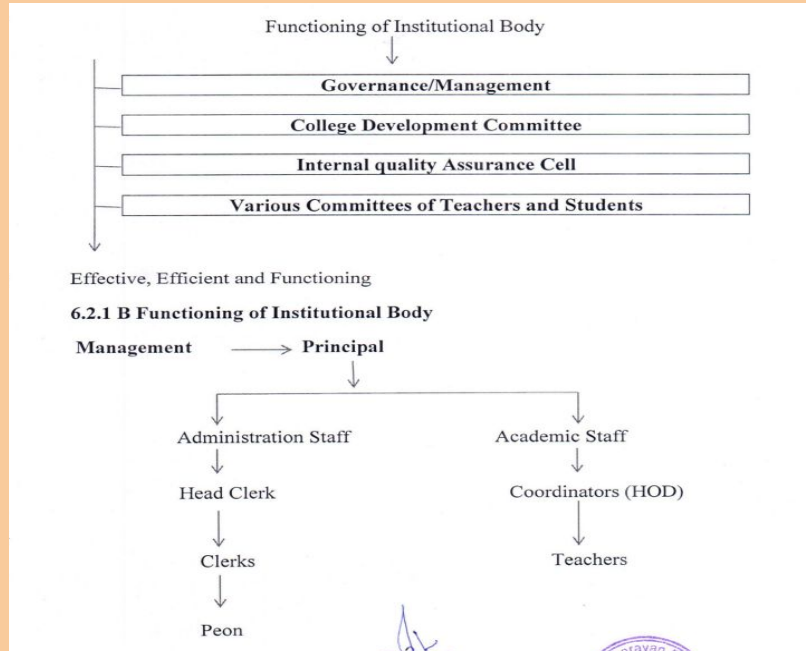
**Governance and Leadership is**

- In accordance to Vision-Mission
- Decentralization of Governance
- Participative Governance



## ❖ 6.2 Strategy Development and Deployment

6.2.1. The functioning of the institutional bodies is effective and efficient as visible from policies, administrative setup, appointment and service rules, procedures, deployment of institutional Strategic/ perspective/development plan etc




## ❖ 6.2 Strategy Development and Deployment

### 6.2.2. Implementation of e-governance in areas of operation

#### 6.2.2 Implementation of e-governance in areas of operation

- **Administration** → Online in College and in University
- **Finance and Accounts** → Exclusively online Mode of Transaction in College and University
- **Students Admission and Support**
  - Online Mode of Scholarship Freeships
  - Online Students Progression
- **Examination**
  - Online Examination Form Filling
  - Online Exam
  - Offline exam
  - Online Assessment
  - Online Evaluation and Result Declaration



## 6.3 Faculty Empowerment Strategies


### 6.3.1. The institution has effective welfare measures and Performance Appraisal System for teaching and non-teaching staff

#### **A. Institutional effective welfare measures**

- Employees Provident Fund
- Accidental insurance
- Medical Insurance
- Sponsorship Scheme for Faculty
- Sponsorship Scheme for Non-Teaching staffs for higher studies and to attend training, seminars and workshops

#### **B. Performance Appraisal System for Teaching-Non Teaching Staff**

- Performance Feedback by students for staff
- Self-Performance Appraisal
- Analysis
- Action Taken



### 6.3.2. Percentage of teachers provided with financial support to attend conferences/workshops and towards membership fee of professional bodies during the last five years

**A.** 47 % of Teachers provided with financial assistance to attend Conference and FDP

#### **B.** Teachers as Members of Professional Bodies

<b>Sr. No.</b>	<b>Professional Body</b>	<b>Teachers Members</b>	<b>Amount Expenditure</b>
1	Member of Editorial Board of Ajanta Publication, International Journal	34	34,000/-
2	Member of Western India Culinary Associate	06	12,800/-



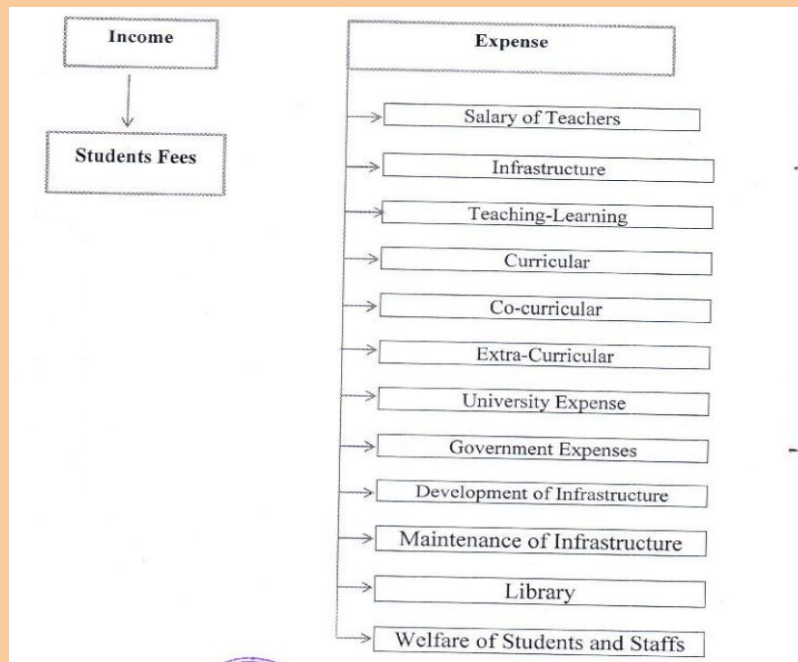
6.3.3. Percentage of teaching and non-teaching staff participating in Faculty development Programmes (FDP), professional development /administrative training programs during the last five years

Sr. No.	Events	No. of Event	Participation	
			Teachers	Non-Teaching staff
1	FDP	29	44	0
2	Professional Training Programmes	04	44	16
3	Percentage of Participation	-	100%	100%



## 6.4 Financial Management and Resource Mobilization

- ❖ 6.4.1. Institution has strategies for mobilization and optimal utilization of resources and funds from various sources (government/ non government organizations) and it conducts financial audits regularly (internal and external)



### B. Financial Audits

- Regular Internal and External Audit for Financial year 2017-18, 2018-19, 2019-20, 2020-21 and 2021-22.
- Remark of audit for five audits till date –
  - Receipts and payments are correct
  - Books of Amount are verified
  - It shows regularity in accounts
  - No audit and objections/ Compliances
  - Receipt head shows transparency and regularity
  - Expense head also shows transparency

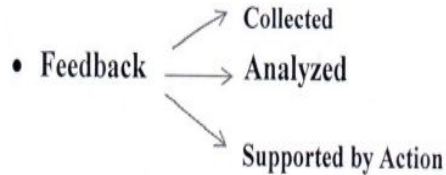


## ❖ 6.5 Internal Quality Assurance System

6.5.1. Internal Quality Assurance Cell (IQAC) has contributed significantly for institutionalizing the quality assurance strategies and processes.

Sr. No.	IQAC Meetings	Agenda Issues	Initiative issues
1	25-06-2021	13	13
2	15-08-2021	14	14
3	22-10-2021	14	14
4	26-01-2022	14	14
5	01-05-2022	10	10
-	Analyzed IQAC Discussion		
-	Initiative of IQAC means		
-	Assessment and Accreditation Process		

## 6.5.2. Quality assurance initiatives of the Institution Include



- Quality Initiatives with AA process

- ISO Certification

ISO 9001:2015  
Certificate Number: 305021080721Q



# Criteria 7

## Institutional Values and Best Practices



## ❖ Criterion 7 – Institutional Values and Best Practices

### 7.1 Institutional Values and Social Responsibilities

7.1.1. Measures initiated by the Institution for the promotion of gender equity and Institutional initiatives to celebrate / organize national and international commemorative days, events and festivals during the last five years

#### 7.1.1. A. Measures for Gender Equality

Enrollment of female students  
Enrollment of female students in Student Council  
Enrollment of female students in College Committees  
Enrollment of female students in academic rankings  
Enrollment of female students in Extracurricular activities.  
Enrollment of female students in Research Activities.

#### **Carried out 15 Functions for Gender Equality**

#### 7.1.1. B Celebrations of Commemorative Days

National Days -	28
International Days-	25
State Level Days-	02
Institutional Days-	03
<b>Total Days</b>	<b>58</b>

### 7.1.2. The Institution has facilities and initiatives

<b>Sr. No.</b>	<b>Facilities and initiatives</b>	
<b>1</b>	Alternate source of energy	Solar Panels worth of Rs. 54 Lakhs
<b>2</b>	Solid Waste Management	BMC
<b>3</b>	Liquid Waste Management	BMC
<b>4</b>	Biomedical waste Management	Departmental
<b>5</b>	E-waste Management	E-Incarnation MoU (NGO)
<b>6</b>	Waste Recycling System	Vermicomposting
<b>7</b>	Initiative for Green Campus	Landscaping Ban for plastic
<b>8</b>	Barrier free Environment	Divyangan Friendly

7.1.3. Quality audits on environment and energy regularly undertaken by the Institution. The institutional environment and energy initiatives are confirmed through the following

Sr. No.	Quality audits on environment and energy	
1	Green Audit	Synergy Consultant Pvt. Ltd., Mumbai
2	Energy Audit	Synergy Consultant Pvt. Ltd., Mumbai
3	Environment Audit	Synergy Consultant Pvt. Ltd., Mumbai
4	Clean and Green Campus Recognition Award	Basil Environmental Services, Mumbai
5	Environmental Promotional Activities	15 Activities

7.1.4. Describe the Institutional efforts/initiatives in providing an inclusive environment i.e., tolerance and harmony towards cultural, regional, linguistic, communal socioeconomic and Sensitization of students and employees to the constitutional obligations: values, rights, duties and responsibilities of citizens



<b>Sr. No.</b>	<b>Description of Inclusion, Situatedness, Human Values &amp; Professional Ethics</b>	<b>No. of Activities</b>
<b>1</b>	Inclusive Environment through Cultural Activities	25
<b>2</b>	Inclusive Environment through Linguistic Activities	11
<b>3</b>	Inclusive Environment through Communal Activities	53
<b>4</b>	Inclusive Environment through Socio-Economic Activities	39
<b>5</b>	List of the Activities - Human Values	17
<b>6</b>	<b>Total</b>	<b>145</b>



## ❖ 7.2 Best Practices

### 7.2.1. Describe two best practices successfully implemented by the Institution as per NAAC format provided in the Manual

Institutional Best Practices		
1.	<b>Know Our Culture (KOC)</b>	
	<ul style="list-style-type: none"> <li><b>Objective -</b> To understand about Indian Culture</li> <li><b>Context -</b> Traditional cultural context through Scientific and Logical outlook</li> <li><b>Practice-</b> Creative preparations of culture with traditional scientific and logical information</li> <li><b>Success-</b> Bridge between the traditional reasons and logical reasons of Indian Culture of over 90000 peoples, 7 Universities and thousands of colleges</li> </ul>	





## ❖ 7.2 Best Practices

### 7.2.1. Describe two best practices successfully implemented by the Institution as per NAAC format provided in the Manual

2.	Citizen to Netizen	
	<ul style="list-style-type: none"><li>• Objective -</li></ul>	Digitally empowered society especially over 50/60 aged
	<ul style="list-style-type: none"><li>• Context -</li></ul>	Digital India is flagship Programme of India
	<ul style="list-style-type: none"><li>• Practice-</li></ul>	Techno Savvy College Students were oriented and asked to teach citizens (50/60 aged) to use digital applications as billing, banking, shopping, social medias, etc.
	<ul style="list-style-type: none"><li>• Success-</li></ul>	About hundreds took initiative in Digital Literacy for thousands of citizens



## ❖ 7.3 Institutional Distinctiveness

7.3.1. Portray the performance of the Institution in one area distinctive to its priority and thrust within 1000 words

Institutional Distinctiveness	
Research project undertaken	46
Researchers (teachers) participated	33
Researchers (students) participated	593
Research Fund	4,40,600/-
Research conference held	7 National Research Conference 5 International Research Conference
Research paper presented	593
Research papers published in	International Journal peer team reviewed with more than 6 impact factor and UGC listed
Research conferences nature	National & International level
Number of department participated	08
Patent Published	03

# SWOC




# STRENGTH

- 1. Infrastructure**
- 2. Visionary Management**
- 3. Disciplined Work Force**
- 4. Focused Students**
- 5. Diversified courses**
- 6. Affiliation to University of Mumbai**
- 7. Location**
- 8. Humanistic Approach**
- 9. ICT Facilities**
- 10. Commitment for excellence**
- 11. Research and Development**



# WEAKNESS

## Emerging Out:

- This institute is established in 2017-18. It was having only 20 students in a first batch and 06 students in second batch of graduation. The intake of students is weakness of this institute. It is because of emerging out stage of the college. It is just started in 2017-18.
  - Progress development does not take place easily but through painful emergence. Emergence of ever more complex structures seems to be programmed into the nature of our evolving cosmos.
  - Weakness of HEI into ever more complex structure like evolving cosmos requires time, patience and dedicated efforts; it is because Rome is not built in one day.
- 

# **OPPORTUNITY**

- 1. Scope of Quantitative growth**
- 2. Scope for Qualitative growth**
- 3. Assessment and Accreditation**
- 4. Support to students**



# CHALLENGES

- 1. Best College in University**
  - 2. Best College in Maharashtra State**
  - 3. Autonomous College**
  - 4. CPE: (College of Potential Excellence)**
  - 5. Incubation Centre**
- 

# CONCLUSION





# CONCLUSION

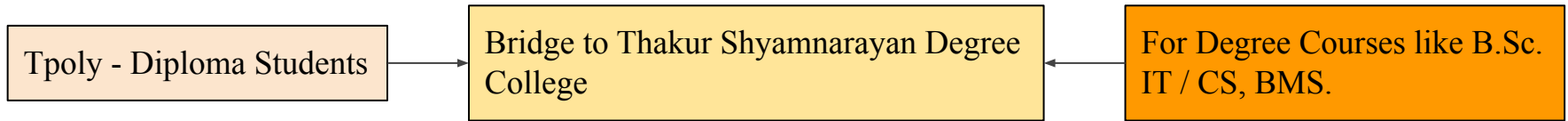
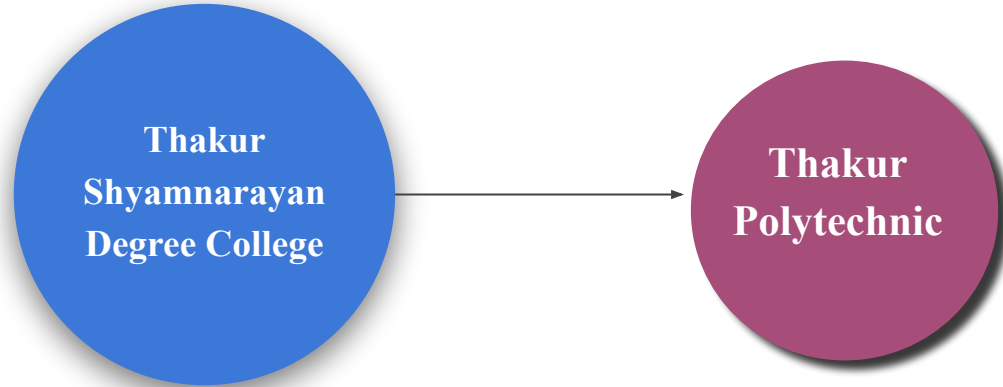
## Uniqueness of Thakur Shyamnarayan Degree College

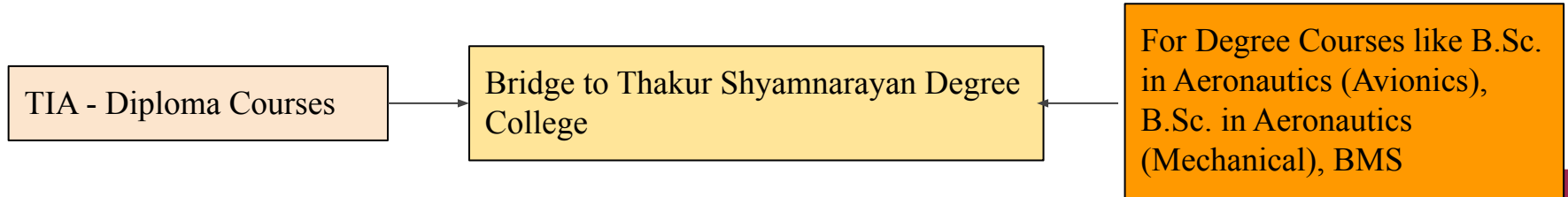
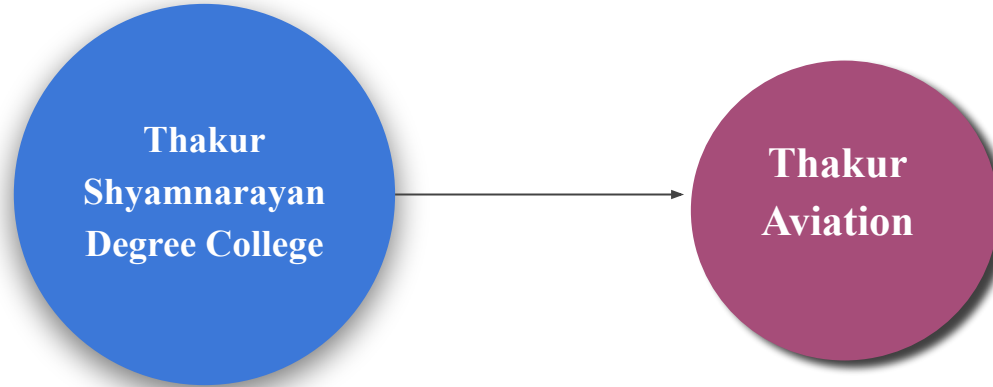
**2017-18 - 01 Department - 20 students**

**2021-22 - 10 Departments - over 1000 students**

**Consistent 100% result means Quantitative progress  
with  
Qualitative Educational Standards**







# AA in HEI

Present situation - About 15% Institute opt for NAAC in India.

**TSDC Uniqueness**



**Immediately opt for A/A by NAAC**



**Within just completion of 2 batches passed out**



## **TSDC plans for**

- 1. Permanent affiliation with University of Mumbai**
- 2. Plan for Autonomous college**
- 3. Plan for CPE i.e. College of Potential Excellence.**



# Qualitative & Quantitative Progression in Education

2017-18 - 20 Students - 1 Department

2021-22 - 945 Students - 10 Functional & 5 dormant departments

**AA by NAAC immediately within 5 years of HEI**



**100% PG Qualified teachers**

**21:1 is Students to Teacher Ratio**



## **Criteria 2 - Teaching - Learning and Evaluation**


- **Active grievance redressal system**
- **Potential student centric teaching-learning and evaluation**





## Criteria 3 - Research, Innovations and Extension

**6 Books** publication; **46 Research projects**,  
**700 research papers** published in  
International peer reviewed ISSN-ISBN  
Journals with more than 6 impact factor.



## **Criteria 4 - Infrastructure and Learning Resources**

- ❖ **Aesthetic, modern infrastructure**
- ❖ **Fully automated library**
- ❖ **Time tested ICT facilities**
- ❖ **About 35% expenditure on maintenance**

**shows distinction of Institute in infrastructure and learning resources.**



## **Criteria 5 - Student Support and Progression**

**College has carried out -**

- ❑ Capacity building and skill enhancement activities - 99**
- ❑ Events for competitive field guidance - 29**
- ❑ Placement & progression of students - 50%**
- ❑ Sports & Cultural programmes - 82%**
- ❑ Active participation of Alumni - donation of books of worth Rs.87,200/- & organization of 35 events**

**Shows best of students support and progression.**



## **Criteria 6 - Governance, Leadership and Management**

- ★ **Decentralization in governance**
- ★ **e-administration**
- ★ **ISO certification**
- ★ **100% participation of teaching – non teaching staff in Faculty Development programmes**
- ★ **Programmes by IQAC for curriculum - 408.**

**It shows excellence of Institute**



## **Criteria 7 – Institutional Values and Best Practices**

- **Solar energy system**
- **Green audit**
- **Energy audit**
- **Waste management system**

### **Two Best Practices of college**

- 1. Know Your Culture (KYC)**
- 2. Citizens to Netizens**

**marks the institution with great values & best practices.**



College organised -


**07 National Conferences**

**and**

**05 International Conferences**



# College honoured **03** Sanctioned Patents by Germany



# Awards

College honoured **10 Best college** awards

College honoured **18** awards for **teachers**

College honoured **75** awards for **students**

It marks the excellence of Institute.





**230 Extension activities** shows excellence of College in research, innovation and extension.



**THANK YOU**

